



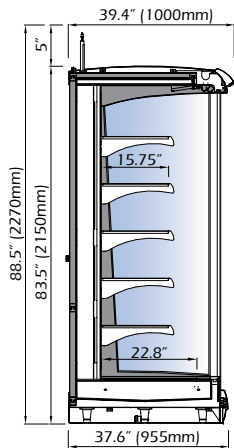
Columbus Multideck

Case Features:

- Multi-deck available in 2 versions:
Regular Standard Depth
Slim Narrow Depth
- Offered in various size configurations with multiple cases integrated together
- Fan assisted refrigeration available for 4 climate options: Dairy & Beverages, Meat & Poultry, or Fruits & Vegetables
- Custom color finishing and design options for front panel
- Maximizing visibility with wide product display area

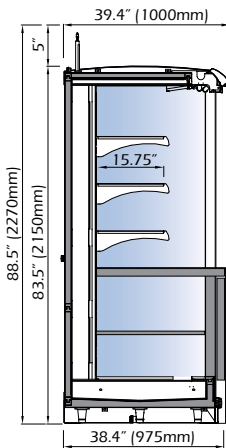


Columbus Regular (Side View)



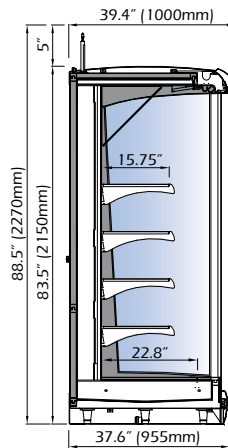
Dairy & Beverages
Meat & Poultry

Back Bar Regular (Side View)



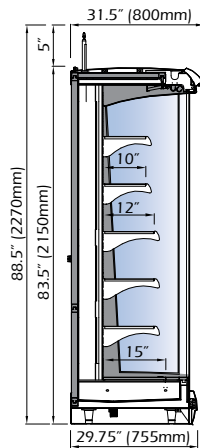
Meat, Cheese & Poultry

Columbus Regular (Side View)



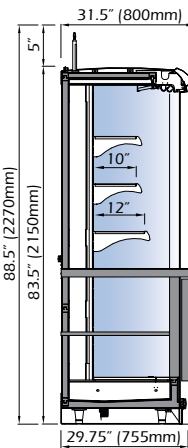
Fruits & Vegetables

Columbus Slim (Side View)



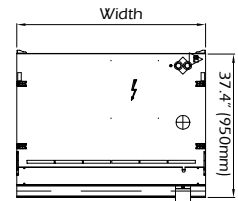
Dairy & Beverages
Meat & Poultry

Back Bar Slim (Side View)

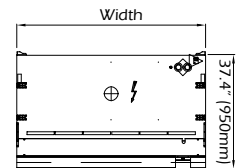


Meat, Cheese & Poultry

Regular (Top View)



Slim (Top View)



Remote Only - Electrical Specifications are for Cases Only

DISPLAY CASES

Type	Model	Width	Depth	Height	Electrical Requirements
Regular	MCSTD - 1250	51.6" (1310mm)	37.6" (955mm)	88.5" (2270mm)	220V/1 Phase/60Hz/5 Amps
	MCSTD - 1875	76.2" (1935mm)	37.6" (955mm)	88.5" (2270mm)	220V/1 Phase/60Hz/5 Amps
	MCSTD - 2500	100.8" (2560mm)	37.6" (955mm)	88.5" (2270mm)	220V/1 Phase/60Hz/5 Amps
	MCSTD - 3750	150" (3810mm)	37.6" (955mm)	88.5" (2270mm)	220V/1 Phase/60Hz/5 Amps
Slim	MCSL - 1250	51.6" (1310mm)	29.73" (755mm)	88.5" (2270mm)	220V/1 Phase/60Hz/5 Amps
	MCSL - 1875	76.2" (1935mm)	29.73" (755mm)	88.5" (2270mm)	220V/1 Phase/60Hz/5 Amps
	MCSL - 2500	100.8" (2560mm)	29.73" (755mm)	88.5" (2270mm)	220V/1 Phase/60Hz/5 Amps
Back Bar Regular	RMCSTD - 1250	51.6" (1310mm)	38.4" (975mm)	88.5" (2270mm)	220V/1 Phase/60Hz/5 Amps
	RMCSTD - 1875	76.2" (1935mm)	38.4" (975mm)	88.5" (2270mm)	220V/1 Phase/60Hz/5 Amps
	RMCSTD - 2500	100.8" (2560mm)	38.4" (975mm)	88.5" (2270mm)	220V/1 Phase/60Hz/5 Amps
	RMCSTD - 3750	150" (3810mm)	38.4" (975mm)	88.5" (2270mm)	220V/1 Phase/60Hz/5 Amps
Back Bar Slim	RMCSL - 1250	51.6" (1310mm)	29.73" (755mm)	88.5" (2270mm)	220V/1 Phase/60Hz/5 Amps
	RMCSL - 1875	76.2" (1935mm)	29.73" (755mm)	88.5" (2270mm)	220V/1 Phase/60Hz/5 Amps
	RMCSL - 2500	100.8" (2560mm)	29.73" (755mm)	88.5" (2270mm)	220V/1 Phase/60Hz/5 Amps

All technical data, pictures and drawings contained in this document are not binding on the manufacturer, nor can the manufacturer be held liable for any modification of the machine, in part or in whole.