



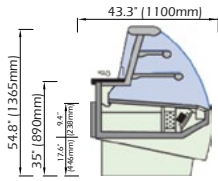
PASSION

CASE FEATURES:

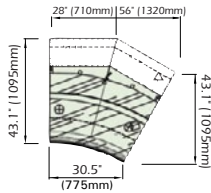
- Available options:
Refrigerated for pastries and desserts
Gelato or Ice Cream
Chocolates
Salads
- Neutral for dry products
Internal Corners
External Corners
- Offered in various size configurations with multiple cases integrated together
Classic European design – simple, stylish, elegant & functional
- Maximizing visibility with wide product display area
- Gelato case can hold 10, 16 or 20 flavors of gelato
- Internal or External corner options
- Custom color finishing and design
- Available in external or internal corners 30°, 45° & 90° Angle Display Cases



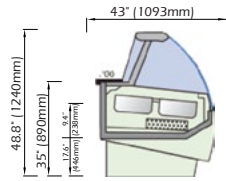
REFRIGERATED



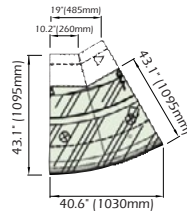
Internal 30° Angle



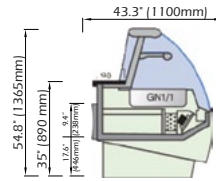
GELATO & ICECREAM



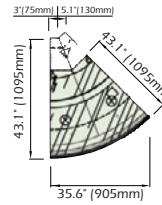
External 30° Angle



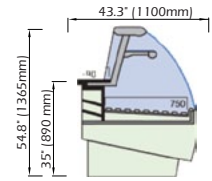
SALAD



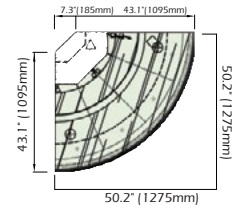
External 45° Angle



NEUTRAL



External 90° Angle



DISPLAY CASES

Type	Model	Width (w/side panels)	Width (no side panels)	Depth	Height	Electrical Requirements
REFRIGERATED	PARP-70	26" (660mm)	23.6" (600mm)	43" (1093mm)	53.7" (1363mm)	220V/1 Phase/60Hz/4 Amps
	PARP-105	39.8" (1010mm)	37.4" (950mm)	43" (1093mm)	53.7" (1363mm)	220V/1 Phase/60Hz/5 Amps
	PARP-150	57.5" (1460mm)	55.1" (1400mm)	43" (1093mm)	53.7" (1363mm)	220V/1 Phase/60Hz/6 Amps
	PARP-200	77.2" (1960mm)	74.8" (1900mm)	43" (1093mm)	53.7" (1363mm)	220V/1 Phase/60Hz/8 Amps
	PARP-250	96.9" (2460mm)	94.5" (2400mm)	43" (1093mm)	53.7" (1363mm)	220V/1 Phase/60Hz/8 Amps
	PARP-290	112.6" (2860mm)	110.2" (2800mm)	43" (1093mm)	53.7" (1363mm)	220V/1 Phase/60Hz/10 Amps
GELATO	PARG-105 (10 fl)	39.8" (1010mm)	37.4" (950mm)	43" (1093mm)	48.8" (1240mm)	220V/1 Phase/60Hz/7 Amps
	PARG-150 (16 fl)	57.5" (1460mm)	55.1" (1400mm)	43" (1093mm)	48.8" (1240mm)	220V/1 Phase/60Hz/7 Amps
	PARG-200 (22 fl)	77.2" (1960mm)	74.8" (1900mm)	43" (1093mm)	48.8" (1240mm)	220V/1 Phase/60Hz/7 Amps
CHOCOLATE	PARCH-105	39.8" (1010mm)	37.4" (950mm)	43" (1093mm)	53.7" (1363mm)	220V/1 Phase/60Hz/5 Amps
	PARCH-150	39.8" (1010mm)	55.1" (1400mm)	43" (1093mm)	53.7" (1363mm)	220V/1 Phase/60Hz/6 Amps
	PARCH-200	77.2" (1960mm)	74.8" (1900mm)	43" (1093mm)	53.7" (1363mm)	220V/1 Phase/60Hz/8 Amps
SALADS	PARSL-105	39.8" (1010mm)	37.4" (950mm)	43" (1093mm)	53.7" (1363mm)	220V/1 Phase/60Hz/5 Amps
	PARSL-150	57.5" (1460mm)	55.1" (1400mm)	43" (1093mm)	53.7" (1363mm)	220V/1 Phase/60Hz/6 Amps
NEUTRAL	PAPN-70	26" (660mm)	23.6" (600mm)	43" (1093mm)	53.7" (1363mm)	220V/1 Phase/60Hz/1 Amps
	PAPN-105	39.8" (1010mm)	37.4" (950mm)	43" (1093mm)	53.7" (1363mm)	220V/1 Phase/60Hz/1 Amps
	PAPN-150	57.5" (1460mm)	55.1" (1400mm)	43" (1093mm)	53.7" (1363mm)	220V/1 Phase/60Hz/1 Amps
	PAPN-200	77.2" (1960mm)	74.8" (1900mm)	43" (1093mm)	53.7" (1363mm)	220V/1 Phase/60Hz/1 Amps
	PAPN-250	96.9" (2460mm)	94.5" (2400mm)	43" (1093mm)	53.7" (1363mm)	220V/1 Phase/60Hz/1 Amps
	PAPN-290	112.6" (2860mm)	110.2" (2800mm)	43" (1093mm)	53.7" (1363mm)	220V/1 Phase/60Hz/1 Amps
30° / 45° / 90° External Angle	PACEE-30	43" (1090mm)	40.6" (1030mm)	43.1" (1095mm)	53.7" (1363mm)	220V/1 Phase/60Hz/5 Amps
	PACEE-45	38" (965mm)	35.6" (905mm)	43.1" (1095mm)	53.7" (1363mm)	220V/1 Phase/60Hz/5 Amps
	PACEE-90	52.6" (1335mm)	50.2" (1275mm)	43.1" (1095mm)	53.7" (1363mm)	220V/1 Phase/60Hz/5 Amps
30° Internal Angle	PACIE-30	54.4" (1380mm)	52" (1320mm)	43.1" (1095mm)	53.7" (1363mm)	220V/1 Phase/60Hz/5 Amps

OPTIONS



External Corner



Refrigerated/Neutral



Gelato



Refrigerated Drawer



Dip Well

All technical data, pictures and drawings contained in this document are not binding on the manufacturer, nor can the manufacturer be held liable for any modification of the machine, in part or in whole.