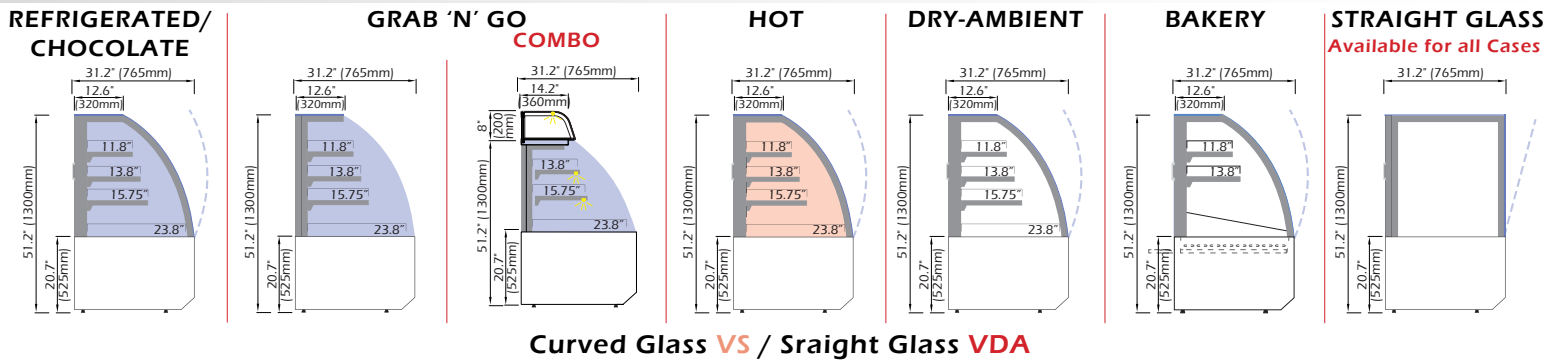


# Vista.

## Case Features:

- Available for Pastry, Desserts, Chocolate, Bakery, Prepared Foods and Grab-n-Go
- Rear sliding doors, hinged doors for 600mm and 850mm cases
- Refrigerated, Humidity Control Dry-Ambient and Heated versions
- Available in multiple lengths and glass angles for perfect space planning
- Fully refrigerated/heated at all display levels
- LED light technology enhances presentation
- 3 adjustable shelves both in angle and height
- Refrigerated cases have double pane glass
- Stand alone installation or channeled
- Optional castors kit (h= +65mm)
- Choice of Colors/Laminates and Finishes for the front case decoration

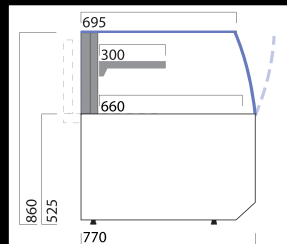
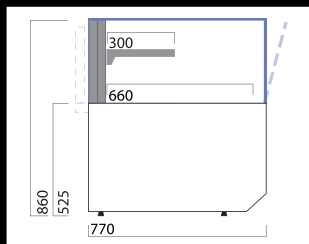




## DISPLAY CASES

Type	Model	Width	Depth	Height	Electrical Requirements
<b>REFRIGERATED</b>	VVS-600	23.9" (606mm)	31.2" (765mm)	51.2" (1300mm)	220V/1Phase/60Hz/5 Amps
	VVS-850	33.7" (856mm)	31.2" (765mm)	51.2" (1300mm)	220V/1Phase/60Hz/6 Amps
	VVS-1250	49.5" (1256mm)	31.2" (765mm)	51.2" (1300mm)	220V/1Phase/60Hz/8 Amps
	VVS-1650	65.2" (1656mm)	31.2" (765mm)	51.2" (1300mm)	220V/1Phase/60Hz/8 Amps
<b>CHOCOLATE</b>	VCH-600	23.9" (606mm)	31.2" (765mm)	51.2" (1300mm)	220V/1Phase/60Hz/5 Amps
	VCH-850	33.7" (856mm)	31.2" (765mm)	51.2" (1300mm)	220V/1Phase/60Hz/5 Amps
	VCH-1250	49.5" (1256mm)	31.2" (765mm)	51.2" (1300mm)	220V/1Phase/60Hz/6 Amps
<b>GRAB 'N' GO</b>	VM-600	23.9" (606mm)	31.2" (765mm)	51.2" (1300mm)	220V/1Phase/60Hz/5 Amps
	VM-850	33.7" (856mm)	31.2" (765mm)	51.2" (1300mm)	220V/1Phase/60Hz/6 Amps
	VM-1250	49.5" (1256mm)	31.2" (765mm)	51.2" (1300mm)	220V/1Phase/60Hz/8 Amps
	VM-1650	65.2" (1656mm)	31.2" (765mm)	51.2" (1300mm)	220V/1Phase/60Hz/8 Amps
<b>COMBO</b>	VMC-600	23.9" (606mm)	31.2" (765mm)	51.2" (1300mm)	220V/1Phase/60Hz/5 Amps
	VMC-850	33.7" (856mm)	31.2" (765mm)	51.2" (1300mm)	220V/1Phase/60Hz/6 Amps
	VMC-1250	49.5" (1256mm)	31.2" (765mm)	51.2" (1300mm)	220V/1Phase/60Hz/8 Amps
<b>HOT VENTILATED</b>	VAQ-600	23.9" (606mm)	31.2" (765mm)	51.2" (1300mm)	220V/1Phase/60Hz/7 Amps
	VAQ-850	33.7" (856mm)	31.2" (765mm)	51.2" (1300mm)	220V/1Phase/60Hz/7 Amps
	VAQ-1250	49.5" (1256mm)	31.2" (765mm)	51.2" (1300mm)	220V/1Phase/60Hz/12 Amps
<b>HOT VENTILATED (Humidity Control)</b>	VAQH-600	23.9" (606mm)	31.2" (765mm)	51.2" (1300mm)	220V/1Phase/60Hz/9 Amps
	VAQH-850	33.7" (856mm)	31.2" (765mm)	51.2" (1300mm)	220V/1Phase/60Hz/9 Amps
	VAQH-1250	49.5" (1256mm)	31.2" (765mm)	51.2" (1300mm)	220V/1Phase/60Hz/14 Amps
<b>DRY - AMBIENT</b>	VNT-600	23.9" (606mm)	31.2" (765mm)	51.2" (1300mm)	220V/1Phase/60Hz/1 Amps
	VNT-850	33.7" (856mm)	31.2" (765mm)	51.2" (1300mm)	220V/1Phase/60Hz/1 Amps
	VNT-1250	49.5" (1256mm)	31.2" (765mm)	51.2" (1300mm)	220V/1Phase/60Hz/1 Amps
	VNT-1650	66" (1678mm)	31.2" (765mm)	51.2" (1300mm)	220V/1Phase/60Hz/1 Amps
<b>BAKERY</b>	VPD-850	33.7" (856mm)	31.2" (765mm)	51.2" (1300mm)	220V/1Phase/60Hz/1 Amps
	VPD-1250	49.5" (1256mm)	31.2" (765mm)	51.2" (1300mm)	220V/1Phase/60Hz/1 Amps

## OPTIONS



Plug Types  
(All Models)



6-15P

## Ambient Half Glass Counters

All technical data, pictures and drawings contained in this document are not binding on the manufacturer, nor can the manufacturer be held liable for any modification of the machine, in part or in whole.