



MTX Series

GELATO



FEATURES

MTX-Series Display Case

- Available for Gelato & Ice Cream or Pastry, Desserts, Chocolates, Panini, Prepared Foods and Confectionery
- Hydraulic piston hinge opening for the front glass
- Sliding back doors
- Curved, tempered, double pane heated glass prevents condensation
- Optional LED illuminated front panel
- Available in coordinating 30° Angle Display Cases



REFRIGERATED

Plug Types



6-20P

MTX
12G-16G

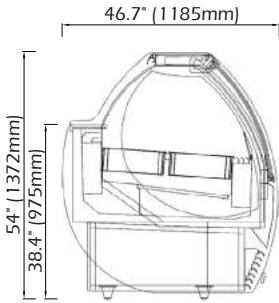


L6-30p

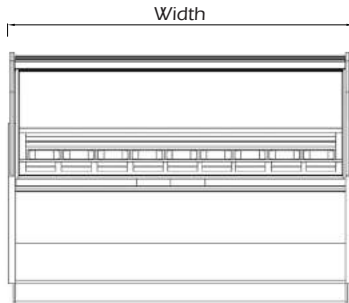
MTX
18G-30G

GELATO

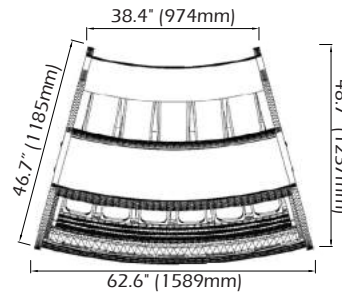
Side View



Front View



30° Angle



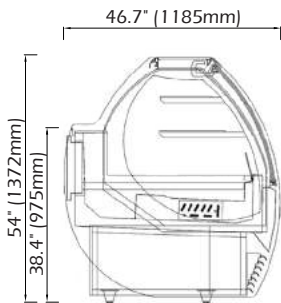
Plug Types



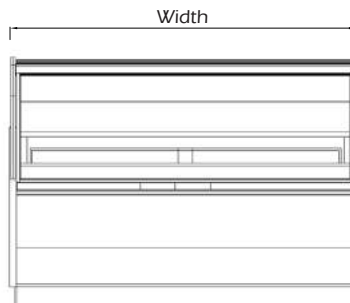
6-15P

All Refrigerated Models

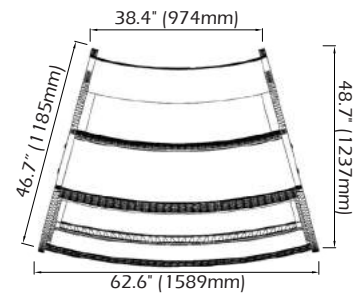
Side View



Front View



30° Angle



REFRIGERATED

DISPLAY CASES

Type	Model	Width	Depth	Height	Electrical Requirements
GELATO	MTX-12G	49" (1225mm)	47" (1188mm)	54" (1372mm)	220V/1Phase/60Hz/20 Amp
	MTX-16G	62" (1559mm)	47" (1188mm)	54" (1372mm)	220V/1Phase/60Hz/20 Amp
	MTX-18G	69" (1732mm)	47" (1188mm)	54" (1372mm)	220V/1Phase/60Hz/25 Amp
	MTX-24G	89" (2251mm)	47" (1188mm)	54" (1372mm)	220V/1Phase/60Hz/30 Amp
30° Angle	MTX-30GA	63" (1595mm)	47" (1188mm)	54" (1372mm)	220V/1Phase/60Hz/30 Amp
REFRIGERATED	MTX - 1250P	49" (1225mm)	47" (1188mm)	54" (1372mm)	220V/1Phase/60Hz/5 Amp
	MTX - 1500P	62" (1563mm)	47" (1188mm)	54" (1372mm)	220V/1Phase/60Hz/5 Amp
	MTX - 1750P	69" (1735mm)	47" (1188mm)	54" (1372mm)	220V/1Phase/60Hz/5 Amp
	MTX - 2250P	89" (2255mm)	47" (1188mm)	54" (1372mm)	220V/1Phase/60Hz/10 Amp
	30° Angle	MTX - 30PA	63" (1594mm)	47" (1188mm)	54" (1372mm)

All technical data, pictures and drawings contained in this document are not binding on the manufacturer, nor can the manufacturer be held liable for any modification of the machine, in part or in whole.